

# MEDLINK VIVIX

VIVIX-S F-Series DR Panels



**MEDLINK** IMAGING

a **vieworks** company

# VIVIX-S F Series

Simple, but robust.

The VIVIX-S F-Series are the finest DR detectors with best-in-class features never experienced before. Cutting-edge imaging technology and sophisticated design offer superior diagnostic images to streamline daily workflow. Cassette-sized DR detectors are presented in 3 sizes – 25x30cm (10"x12"); 36"x43"cm (14x17) and 43x43cm (17"x17").

Competition in the DR market has the market overflowing with similar detectors in terms of specifications and pricing. In order to meet high expectations, Vieworks has again refreshed their DR detector lineup to provide the finest solutions.

The VIVIX-S F-Series is the new premium line for Vieworks' VIVIX-S Series, which has already gained a renowned reputation in the general radiology industry. These newly launched VIVIX-S F-Series panels offer an industry-leading solution to those seeking high quality patient care in the rapidly changing medical environment.



# Exceptional Image Quality

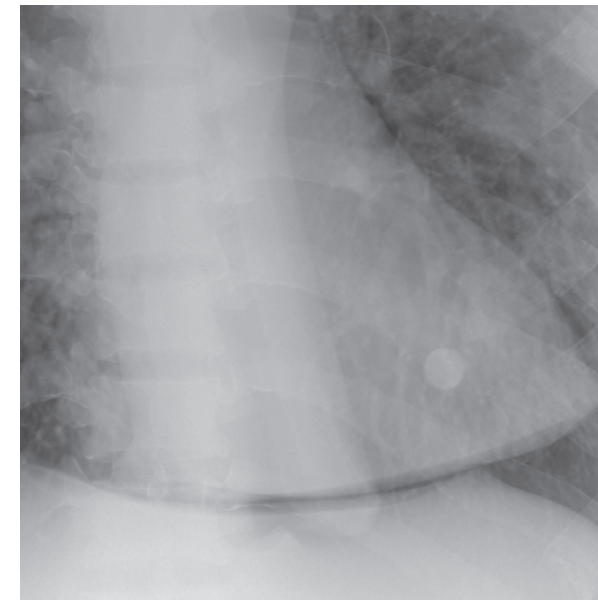
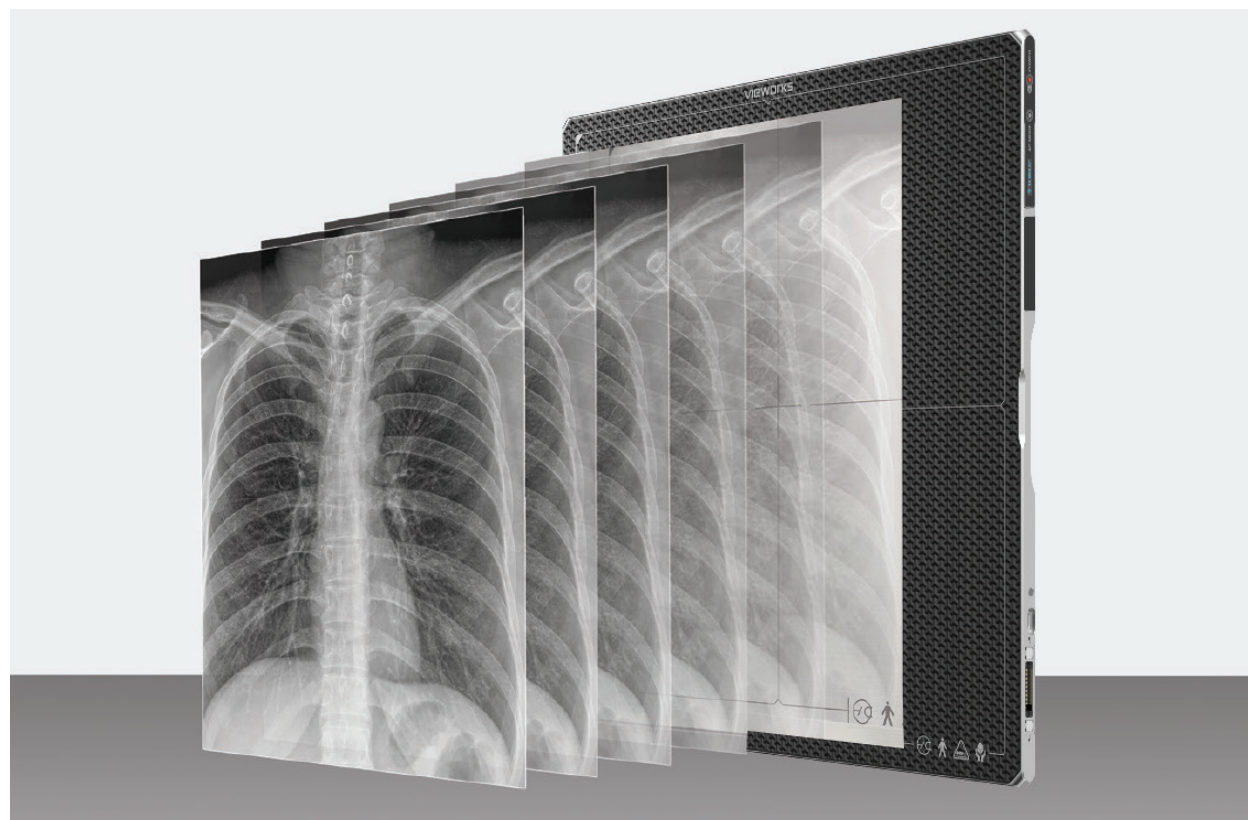
Experience the finest image quality with the VIVIX-S F series to ensure confident diagnostic decisions. The series displays a smaller pixel pitch at 99 $\mu$ m, offers semi-dynamic function, and provides the most advanced in-class software solution for imaging processing technology.

## High-Resolution Images with 99 $\mu$ m Pixel Pitch

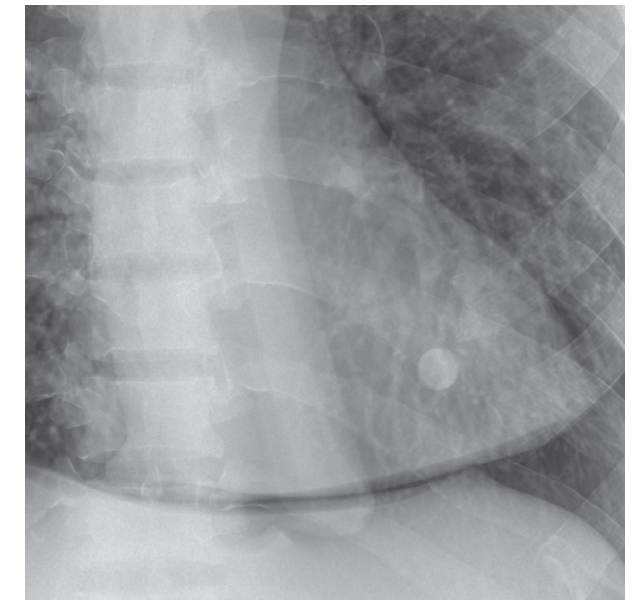
Detect even the most minor bone structures using Vieworks' VIVIX-S F series, which features the smallest pixel pitch in the market at 99 $\mu$ m. The spatial resolution also guarantees a minimum of 5 lp/mm, which enables users to see the most detailed clinical images. The series also provides the highest DQE for high-quality diagnostic images; VIVIX-S 3643FW supports DQE at 0 lp/mm.

## Pioneering Image Quality & Safety with the AEC Solution

The Automatic Exposure Control (AEC) Solution for the VIVIX-S F Series dynamically adapts radiation levels based on patient characteristics and the specific examination area. By integrating this advanced approach directly into flat panel detectors, optimized image quality is achieved while minimizing radiation exposure, ensuring the high standards of patient care and safety.



Non-Grid



SBSC

## Advanced Image Processing Technology

Vieworks' post-image processing algorithm provides advanced image quality (PureImpact). This image processing technology is specialized for VIVIX detectors and is applied to the VXvue software. Various preset parameters are optimized for each target examination to show fine details according to each examination.


Vieworks' SBSC (Software-Based Scatter Correction) called PureGrid (available as an option). This innovative feature is optimized for environments where hardware grids are difficult to use. SBSC can also provide high-contrast images at low-dose conditions.

## Deep Denoising

A deep learning-based image noise reduction technology, Deep Denoising (available as an option) maximizes image clarity with minimal radiation dose during radiography while preserving anatomical details.

# Finest Durability

Feel confident with the finest durability with the VIVIX-S F-Series, which helps secure a longer product lifetime. The new elegant design, combined with its robustness, creates a sophisticated, powerful and practical detector for even the harshest hospital environment.



## Unbreakable Glass-free TFT

VIVIX-S F series has significantly increased the durability of a detector with glass-free TFT. Removing the most fragile layer inside gives the series more flexibility on the physical panel. This makes the detector less likely to break under unexpected conditions such as accidental drops, heavy loads or pressure.

## Enhanced Robustness

VIVIX-S F series passed the 150cm drop test, the highest drop height among all available detectors in the market.

This series also endures up to 400kg (881lbs.) under uniform load.

## IP67 — Water and Dust Resistance

Achieving IP67 in water and dust resistance tests has freed users from having to worry about poor operation caused by water or dust. IP67 indicates that the series can continue stable operation in water up to 30 minutes at depths of less than one meter

## Wider Operating Temperature

VIVIX-S F series is reliable even when taking images outside typical room temperature. The series can maintain the same image quality in hot and cold environments. VIVIX-S F series operates from 0°C to 40°C, making it suitable for outdoor and emergency usage.

# Maximum Usability

Experience the finest usability of the VIVIX-S F series that streamlines your workflow even in the busiest hospital environment. Greater portability is achieved with a much lighter weight than previous detector models. Batteries run for a longer time and are easily exchangeable. A variety of intuitive and user-friendly functions offer a premium user experience.

## Lighter Weight for Greater Portability

VIVIX-S F series is a perfect solution for users who believe a detector is too heavy to hold with one hand. Our glass-free TFT maximizes portability by significantly reducing the weight and achieving the lightest weight among VIVIX series detectors. The ergonomic design improves grips, making it easier to pick up and prevent accidental drops.

## Convenient Charging: Variety of Charging Methods

VIVIX-S F series adds a new wireless charging method to improve convenience. A cradle is also offered for safe storage and easy charging of detectors. Standard charging methods are still provided with USB-C interfaces and magnetic tether connectors.



## Improved Battery Usage

With the fast-paced environment medical professionals endure, a detector that can cover long working hours is necessary. VIVIX-S F-Series comes with two batteries, increasing the operating hours to 16.



## Easy to Use With User-Friendly Functions

### OLED Status Screen

The exterior OLED display provides information about battery charge level, wired/wireless connection mode, and direction of the image. Users can view the detector status quickly and prepare for the diagnostic procedure accordingly.

### AP Button

The AP (Access Point) Button controls the wireless mode that the panel is using. AP mode is used for laptops & tablets. Whereas, Station mode is used for workstations that come with an AP included.

### Detector Sharing

Detector sharing is a preset switching function which is controlled with the NFC or AP button. With a simple scan of an NFC Card, your detectors turn into shareable detectors that can be used from a number of imaging systems.



## VIVIX-S 2530FW

## VIVIX-S 3643FW

## VIVIX-S 4343FW

Model Name	FXRD-2530FAW	FXRD-3643FAW	FXRD-4343FAW
Technology	a-Si Flexible TFT	a-Si Flexible TFT	a-Si Flexible TFT
Scintillator	Flexible CsI	Flexible CsI	Flexible CsI
Pixel Pitch	99um	99um	99um
Spatial Resolution	5.0 lp/mm	5.0 lp/mm	5.0 lp/mm
Pixel Matrix	2524 x 3036 pixels	3548 x 4316 pixels	4316 x 4316 pixels
Image Size	25 cm x 30 cm	36 cm x 43 cm	43 cm x 43 cm
Grayscale	16 bit	16 bit	16 bit
Image Acquisition Time	3 s	4 s	4 s
Recommended Cycle Time	4 s	5 s	5 s
Multi-frame Mode	-	6 fps (full image, 10 s)	6 fps (full image, 8 s)
Data Interface	Gigabit Ethernet (wired) • IEEE802.11n/ac (wireless)	Gigabit Ethernet (wired) • IEEE802.11n/ac (wireless)	Gigabit Ethernet (wired) • IEEE802.11n/ac (wireless)
X-ray Generator Interface	DR Trigger Mode • AED Mode • Software Trigger	DR Trigger Mode • AED Mode • Software Trigger	DR Trigger Mode • AED Mode • Software Trigger
Dimensions	28.3 cm x 33.3 cm x 1.5 cm	38.4 cm x 46.0 cm x 1.5 cm	46.0 cm x 46.0 cm x 1.5 cm
Weight	1.7 kg (1 battery)	2.4 kg (1 battery) • 2.6 kg (2 batteries)	2.95 kg (1 battery) • 3.15 kg (2 batteries)
Battery	Lithium Ion 3,400mAh x 1 • 8 h (standby) *1,500 images at a 15-second cycle	Lithium Ion 3,400mAh x 2 • 16 h (standby) *3,000 images at a 15-second cycle	Lithium Ion 3,400mAh x 2 • 16 h (standby) *3,000 images at a 15-second cycle
Dust and Water Resistant	IP67	IP67	IP67
X-ray Voltage Range	40 – 150kVp	40 – 150kVp	40 – 150kVp
Operating Environment	0 ° C to 40 ° C 5% to 90% RH (Non-condensing)	0 ° C to 40 ° C 5% to 90% RH (Non-condensing)	0 ° C to 40 ° C 5% to 90% RH (Non-condensing)
Power Consumption	Normal: Max. 24W Charging: Max. 50W	Normal: Max. 24W Charging: Max. 80W	Normal: Max. 24W Charging: Max. 80W

\* Specifications are subject to change without prior notice.

**MEDLINK** VIVIX

VIVIX-S F-Series DR Panels



## Contact Us to Learn More

International  
201-298-2980

Toll Free  
1-800-456-7800

---

1 Chapin Road, Unit 3 Pine Brook, NJ 07058

[medlinkimaging.com](http://medlinkimaging.com)

# MEDLINK IMAGING

---

a vieworks company